


Summer Bee House Kit Instructions





1. Supplies

Eight popsicle sticks and block (all included in your kit).

You will also need some wood glue to complete this craft.




2. The Roof

Apply wood glue to top of the block, and then place two popsicle sticks on top.


Repeat on the other side, and allow to dry for at least 2 minutes.





3. Bee House Legs

Now apply wood glue to two popsicle sticks and place on the bottom of the block, as shown.



4. Place your bee house in a flower garden and watch for leafcutter bees to come and nest in it!

